



# SILVER SPURS SADDLE CLUB



## OPEN YOUTH HORSE SHOW

**May 25, 2008 11 A.M.**

**St. Francois County Fairgrounds, Farmington, MO**

For more information call: Shelly Thomure 573-631-3587 or Leslie Smith 573-701-9000

### CLASS LIST

1. STICK HORSE CLASS
2. SHOWMANSHIP AT HALTER (11 & over)
3. SHOWMANSHIP AT HALTER (10 & under)
4. LEADLINE HORSEMANSHIP (8 & under)
5. WALK/TROT HORSEMANSHIP - ENGLISH OR WESTERN (no gaited)
6. HORSEMANSHIP - ENG. OR WEST.- Walk, Trot/Fav. Gait, Canter
7. GAITED HORSEMANSHIP - Walk & Fav. Gait
8. ENGLISH/HUNTER PLEASURE - Walk & Trot (no gaited)
9. ENGLISH/HUNTER PLEASURE - Walk, Trot/Fav. Gait, Canter
10. GAITED PLEASURE - Walk & Fav. Gait
11. WALK/TROT OR FAV. GAIT - NOVICE RIDER
12. WALK/TROT OR FAV. GAIT - NOVICE HORSE
13. WESTERN PLEASURE - Walk, Trot (no gaited)
14. WESTERN PLEASURE - Walk, Trot, Lope (no gaited)
15. WATER GLASS (11 & over)
16. WATER GLASS (10 & under)
17. REINING (NRHA Pattern #11)
- 15 MINUTE BREAK-
18. TRAIL OBSTACLE (11 & over)
19. TRAIL OBSTACLE (10 & under)
20. BARREL RACE (11 & over)
21. BARREL RACE (10 & under)
22. BARREL RACE—NOVICE HORSE OR RIDER
23. POLE BENDING (11 & over)
24. POLE BENDING (10 & under)
25. POLE BENDING—NOVICE HORSE OR RIDER
26. SPEED RACE
27. IZZY DIZZY RACE

#### Entry Fees:

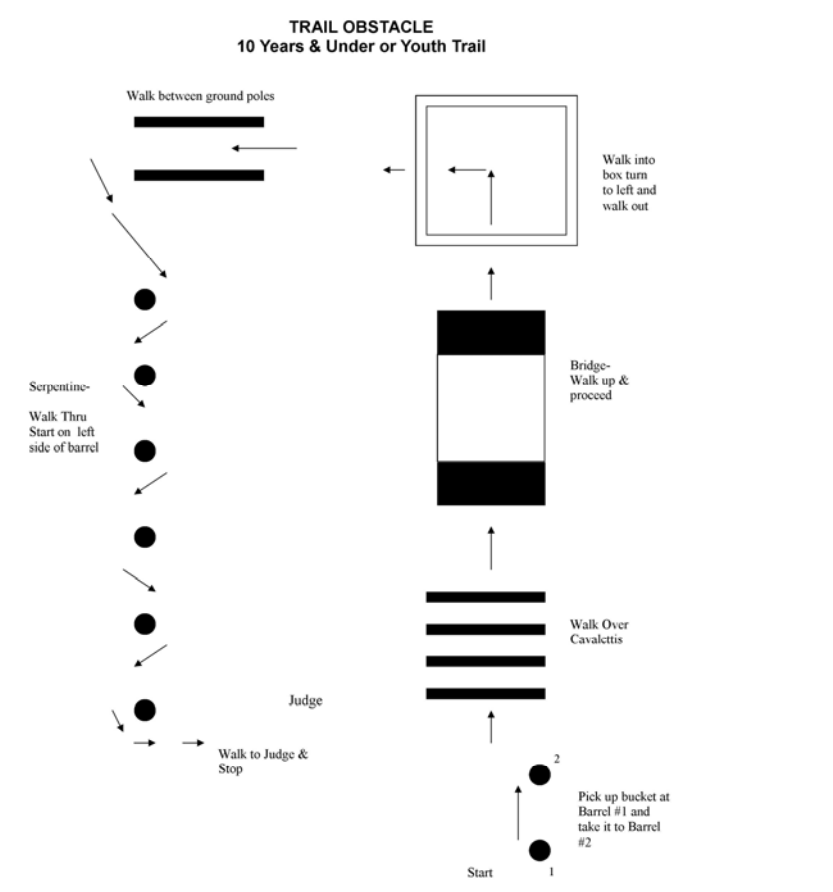
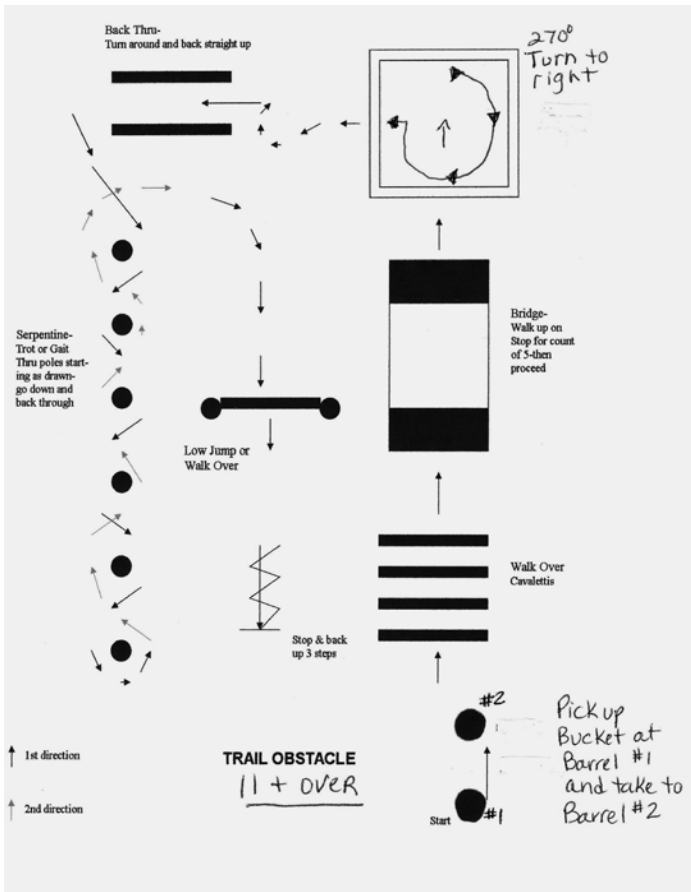
\$10 for whole show  
 Per horse/rider combo  
 Or  
 \$2.00 per class

Patterns are posted on our website  
 along with the show flyer, go to:

[www.mlsequestrian.net/  
silverspurs\\_show](http://www.mlsequestrian.net/silverspurs_show)

- DRESS CODE: POLO SHIRT, BREECHES/BLUE JEANS, SHOW CLOTHES, HAT & BOOTS
  - HELMETS REQUIRED IN SPEED EVENTS
  - NOVICE: MEANS IT IS THE 1ST OR 2ND YEAR OF SHOWING IN THAT DIVISION
- EXHIBITORS MAY NOT CROSS ENTER BETWEEN WALK/TROT & CANTER CLASSES, EXCEPTION IS GAITED HORSES, NOVICE HORSE, & GAME/SPEED CLASSES

**SILVER SPURS SADDLE CLUB, ST. FRANCOIS COUNTY FAIRGROUNDS, THE ST. FRANCOIS COUNTY 4-H COUNCIL, NOR THE UNIVERSITY EXTENSION OFFICE IS NOT RESPONSIBLE FOR ANY ACCIDENTS OR DAMAGE TO ANY PERSON, EXHIBITOR, ANIMAL, OR PROPERTY!**



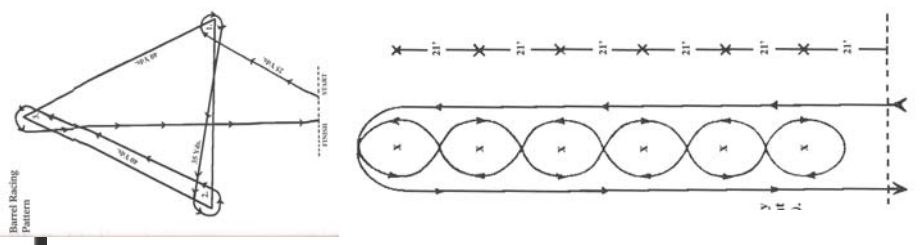
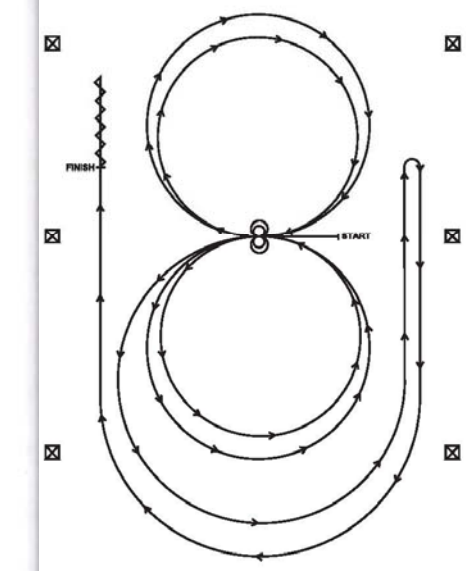
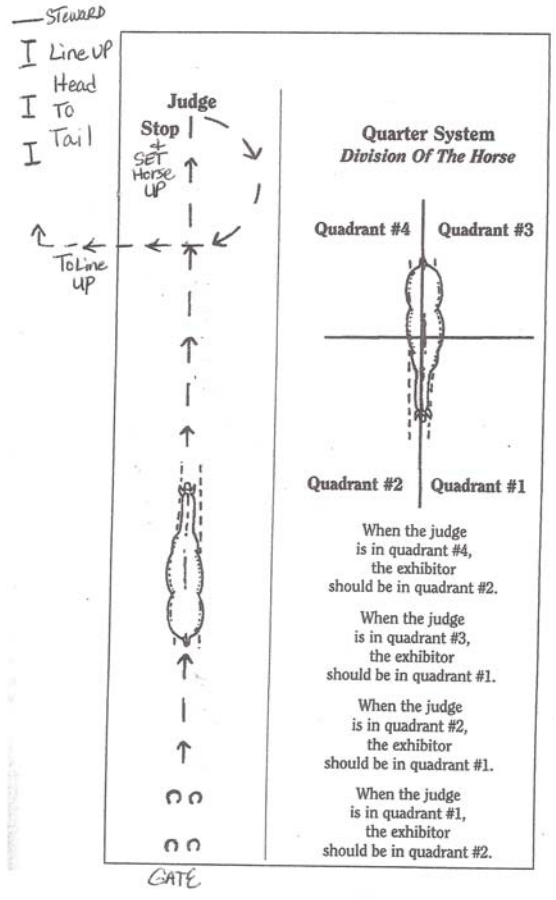
To be used for the Youth 10 & Under Short Stirrup class only.

Horses may walk or trot to the center of the arena. Horses must walk or stop prior to starting the pattern. Beginning at the center of the arena facing the left wall or fence.

1. Beginning on the left lead, complete two circles to the left. Stop at the center of the arena. Hesitate.
2. Complete two spins to the left. Hesitate
3. Beginning on the right lead complete two circles to the right. Stop at the center of the arena. Hesitate.
4. Complete two spins to the right. Hesitate.
5. Beginning on the left lead, go around the end of the arena, run down the right side of the arena past center marker, stop and roll back right.
6. Continue around the end of the arena to run down the left side of the arena past the center marker. Stop. Back up.

Rider must dismount and drop the bridle to the designated judge.

### Showmanship At Halter



Horse Racing Pattern